























Project Summary Report

Hillsborough City School District

Measure H Bond

Reporting Period: Inception through 1/24/24

Project Number	Project Name	Bond Budget	Bond Exp. To Date	Encumbered To Date	Budget Remaining	% Complete Construction	% Complete Financial	Cost Status	Sched Status
Safe, Cool, Warm and Dry									
	District Wide Roofing Replacements	\$8,500,000.00	\$26,257.00	\$0.00	\$8,473,743.00	5%	0.31%		
	District Wide HVAC Replacement	\$7,000,000.00	\$45,240.00	\$333,958.00	\$6,620,802.00	5%	5.42%		
	South and North Painting	\$700,000.00	\$385,867.34	\$17,340.00	\$296,792.66	99%	57.60%		
	West Underground Wasteline Repair	\$500,000.00	\$45,230.89	\$53,071.61	\$401,697.50	11%	19.66%		
	Safe, Cool, Warm and Dry	\$16,700,000.00	\$502,595.23	\$404,369.61	\$15,793,035.16				
Educational Program Support									
	Classroom Furniture Replacement	\$3,000,000.00	\$12,840.00	\$0.00	\$2,987,160.00	1%	0.43%		
	Classroom Technology Upgrade	\$1,200,000.00	\$846,286.42	\$106,619.81	\$247,093.77	77%	79.41%		
	Educational Program Support	\$4,200,000.00	\$859,126.42	\$106,619.81	\$3,234,253.77				
Mdernizations and Renovations									
	Crocker MPR Replacement and Drop Off	\$21,643,483.00	\$105,215.00	\$1,502,495.00	\$20,035,773.00	3%	7.43%		
	West New MPR	\$17,000,000.00	\$64,402.50	\$1,386,650.00	\$15,548,947.50	5%	8.54%		
	Soth A Pod Finishes Remodel	\$1,000,000.00	\$278,323.65	\$0.00	\$721,676.35	35%	8.92%		
	Crocker Synthetic Turf	\$3,500,000.00	\$13,725.00	\$298,550.00	\$3,187,725.00	1%	8.92%		
	Solar Energy Projects	\$4,250,850.00	\$40,372.50	\$0	\$4,210,477.50	7%	0.95%		
	Modernization and Renovations	\$47,394,333.00	\$502,038.65	\$3,187,695.00	\$43,704,599.35				
District-Wide									
	District Bond Management Costs/Contingency	\$3,000,000.00	\$617,789.88	\$70,095.00	\$2,312,115.12				
	District-Wide Total:	\$3,000,000.00	\$617,789.88	\$70,095.00	\$2,312,115.12				
Measure H Bond Totals:		\$71,294,333.00	\$2,481,550.18	\$3,768,779.42	\$65,044,003.40				

Report Notes & Definitions

- Bond Expenses To Date:** Represents paid and accrued expenses through the reporting period end date.
- % Complete Construction:** Report date vs. construction duration of project.
- % Complete Financial:** Bond Expenses to Date divided by Bond Budget.
- Funding Sources:** Measure H and Developer Fees

Project Summary Report

Measure H Bond

Reporting Period: Inception through 1/24/24

Rounding factors may apply.

Project Status Guidelines

Ok: Project has normal range of issues.

Cost (Contingency): 1 Contingency \geq 5% of Budget Remaining

Schedule Large Capital Projects (Required Occupancy Date - Forecast Completion Date):

2 > 2 Months Schedule Contingency

Schedule Other Projects (Required Occupancy Date - Forecast Completion Date):

2 > 1 Months Schedule Contingency

Caution: Project has significant issue(s), however, project team has a solution and/or options.

Cost (Contingency): 1 Contingency < 5% and \geq 3% Budget Remaining

Schedule Large Capital Projects (Required Occupancy Date - Forecast Completion Date):

2 > 1 and < 2 Months Schedule Contingency

Schedule Other Projects (Required Occupancy Date - Forecast Completion Date):

2 ~ 1 Month Schedule Contingency

Problem: Project has significant issue(s), without a current or near term solution.

Cost (Contingency): 1 Contingency < 3% of Budget Remaining

Schedule Large Capital Projects (Required Occupancy Date - Forecast Completion Date):

2 < 1 Month Schedule Contingency

Schedule Other Projects (Required Occupancy Date - Forecast Completion Date):

2 < 2 Weeks Schedule Contingency

Budget Remaining = Total Budget – Cost to Date – Encumbered

2 Forecast Completion Date = Project is ready to be occupied for its intended purpose (Work is usably complete including equipment installation and outfitting. Some punch list items may remain and financial closeout may still be pending).

As the Bond Programs and the individual Bond Projects move toward close out and the final expenditure of funds, the Project Status Guidelines for a Caution or Problem Project (as defined above) no longer includes the use of Contingency in it's definition since Contingency must be spent for Program/Project closeout.

Budget, cost to date and encumbrance data used to calculate the budget remaining for the Cost Statuses is based on current data as of the run date of this report.

Problem Project Details

N/A